



Tryptics plus a few Dyptics



Tony Wright

March 6th 2020

The Power of Three



The Power of Three



The Power of Three




A Tryptic.....

- Presents more information than a single image
- Mini panel gives more meaning to images
- Adds interest
- Tells a story
- Graphically strong
- Good for adding text
- Particularly good for digitally displayed images


Wilton Diptych



Inspired me....



Inspired me....



Ghent Altarpiece



Classical Tryptic in the Royal Albert Hall



Inspired me...



No Rules But Some Guidelines

- Outer panels same size
- Accurate alignment
- Complimentary background
- Outer panels may illustrate aspects of the centre
- Vertical and random tryptics can be interesting


Tony's Tips

- Create component images as jpg
- Make them the correct size and aspect ratio
- Add hairline borders via Stroke
- Add drop shadows via Layer Style fx
- You have loads of pixels but watch out for sizing anomalies

Interest



Mini Panel




Story Telling



Visual Interest



Space and Time




Thinking about the end result



The Fourth Element – The Background



Adding Text




Kenilworth Castle

Creative Concepts



Emotive Concepts



Demo

- Defer to the Layers Digital Session if short of time

Slide Show